



WALL & CEILING MOUNTS

BY  **EUROfase**
LIGHTING



CONTENTS



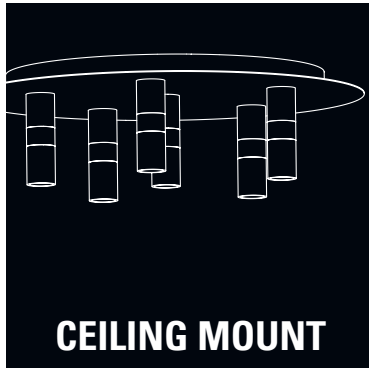
Ceiling Mount

1 - 56




Wall Mount

57 - 96



CEILING MOUNT









WALL MOUNT




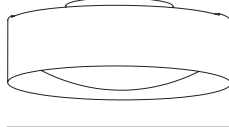

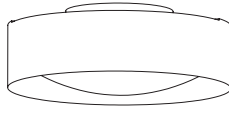

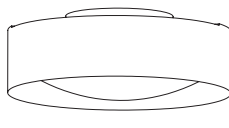
WALL MOUNT






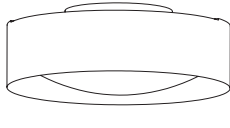

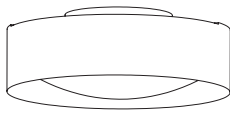

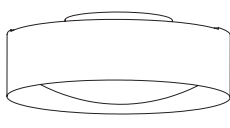


SATURN

	ITEM #	KELVIN	FINISH	SHADE	WATT	LUMEN	CRI	DIMMABLE
  4 3/4" ø15 1/2"	30105-010	3000K	CHROME	OPAL WHITE GLASS	24W LED	1350lm	80+	TRIAC
  4 3/4" ø15 1/2"	30105-027	3000K	SATIN NICKEL	OPAL WHITE GLASS	24W LED	1350lm	80+	TRIAC
  4 3/4" ø15 1/2"	30105-034	3000K	WHITE	OPAL WHITE GLASS	24W LED	1350lm	80+	TRIAC

For customization please consult Eurofase

SATURN

	ITEM #	FINISH	SHADE	WATT	SOCKET	BULB
  4 3/4" ø15 1/2"	25732-023	CHROME	OPAL WHITE GLASS	3 X 60W	E26	A19 (Not Included)
  4 3/4" ø15 1/2"	25732-016	SATIN NICKEL	OPAL WHITE GLASS	3 X 60W	E26	A19 (Not Included)
  4 3/4" ø15 1/2"	25732-030	WHITE	OPAL WHITE GLASS	3 X 60W	E26	A19 (Not Included)

CEILING MOUNT






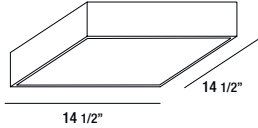

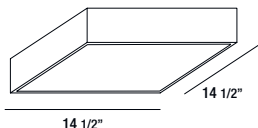
MAC

	ITEM #	KELVIN	FINISH	SHADE	WATT	LUMEN	CRI	DIMMABLE
	29003-30-013	3000K	SILVER	WHITE ACRYLIC	24W LED	1900lm	80+	TRIAC
	29003-35-013	3500K						
	29003-30-023	3000K	WHITE	WHITE ACRYLIC	24W LED	1900lm	80+	TRIAC
	29003-35-023	3500K						

For customization please consult Eurofase



MAC

		ITEM #	KELVIN	FINISH	SHADE	WATT	LUMEN	CRI	DIMMABLE
		29002-30-016	3000K	SILVER	WHITE ACRYLIC	12W LED	950lm	80+	TRIAC
		29002-35-016	3500K						
		29002-30-028	3000K	WHITE	WHITE ACRYLIC	12W LED	950lm	80+	TRIAC
		29002-35-028	3500K						

For customization please consult Eurofase

CEILING MOUNT



BRANT

		ITEM #	KELVIN	FINISH	SHADE	WATT	LUMEN	CRI	DIMMABLE
		32692-30-021	3000K	PLATINUM	WHITE ACRYLIC	27W LED	3000lm	80+	TRIAC
		32692-35-021	3500K						
		32690-30-023	3000K	SATIN NICKEL	WHITE ACRYLIC	24W LED	2000lm	80+	TRIAC
		32690-35-023	3500K						
		29872-30-022	3000K	SATIN NICKEL	WHITE ACRYLIC	18W LED	1600lm	80+	TRIAC
		29872-35-022	3500K						
		29870-30-028	3000K	SATIN NICKEL	WHITE ACRYLIC	14W LED	1100lm	80+	TRIAC
		29870-35-028	3500K						

For customization please consult Eurofase



BRANT

		ITEM #	KELVIN	FINISH	SHADE	WATT	LUMEN	CRI	DIMMABLE
		32692-30-013	3000K	WHITE	WHITE ACRYLIC	27W LED	3000lm	80+	TRIAC
		32692-35-013	3500K						
		32690-30-019	3000K	WHITE	WHITE ACRYLIC	24W LED	2000lm	80+	TRIAC
		32690-35-019	3500K						
		29872-30-015	3000K	WHITE	WHITE ACRYLIC	18W LED	1600lm	80+	TRIAC
		29872-35-015	3500K						
		29870-30-011	3000K	WHITE	WHITE ACRYLIC	14W LED	1100lm	80+	TRIAC
		29870-35-011	3500K						

For customization please consult Eurofase





AVON

		ITEM #	KELVIN	FINISH	SHADE	WATT	LUMEN	CRI	DIMMABLE
 	33226-30-026	3000K	PLATINUM	WHITE ACRYLIC	27W LED	3000lm	80+	TRIAC	
	33226-35-026	3500K							
 	33225-30-029	3000K	SATIN NICKEL	WHITE ACRYLIC	24W LED	2000lm	80+	TRIAC	
	33225-35-029	3500K							
 	29873-30-029	3000K	SATIN NICKEL	WHITE ACRYLIC	18W LED	1600lm	80+	TRIAC	
	29873-35-029	3500K							
 	29871-30-025	3000K	SATIN NICKEL	WHITE ACRYLIC	14W LED	1100lm	80+	TRIAC	
	29871-35-025	3500K							

For customization please consult Eurofase



AVON


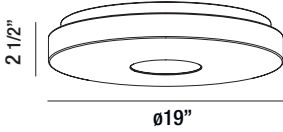

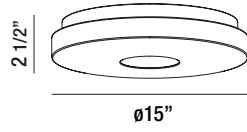
		ITEM #	KELVIN	FINISH	SHADE	WATT	LUMEN	CRI	DIMMABLE
 	33226-30-019	3000K	WHITE	WHITE ACRYLIC	27W LED	3000lm	80+	TRIAC	
	33226-35-019	3500K							
 	33225-30-012	3000K	WHITE	WHITE ACRYLIC	24W LED	2000lm	80+	TRIAC	
	33225-35-012	3500K							
 	29873-30-012	3000K	WHITE	WHITE ACRYLIC	18W LED	1600lm	80+	TRIAC	
	29873-35-012	3500K							
 	29871-30-018	3000K	WHITE	WHITE ACRYLIC	14W LED	1100lm	80+	TRIAC	
	29871-35-018	3500K							

For customization please consult Eurofase





CIRCO

		ITEM #	KELVIN	FINISH	SHADE	WATT	LUMEN	CRI	DIMMABLE
		30131-30-019	3000K	WHITE	WHITE ACRYLIC	37W LED	3000lm	80+	TRIAC
		30131-35-019	3500K						
		30130-30-012	3000K	WHITE	WHITE ACRYLIC	22W LED	2000lm	80+	TRIAC
		30130-35-012	3500K						

For customization please consult Eurofase



ABELL


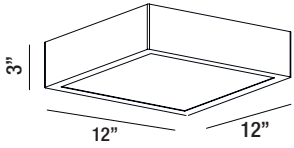

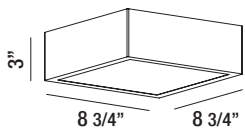
	ITEM #	KELVIN	FINISH	SHADE	WATT	LUMEN	CRI	DIMMABLE
	30156-012	3000K	CHROME	WHITE ACRYLIC	25W LED	2000lm	80+	TRIAC
	30155-015	3000K	CHROME	WHITE ACRYLIC	21W LED	1600lm	80+	TRIAC

For customization please consult Eurofase

CEILING MOUNT




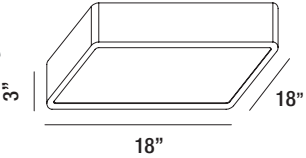

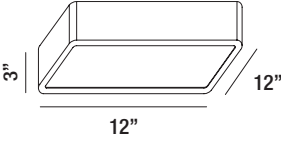

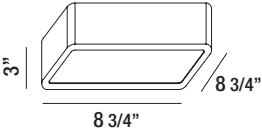
ACARA

		ITEM #	KELVIN	FINISH	SHADE	WATT	LUMEN	CRI	DIMMABLE
 		30160-019	3000K	CHROME	WHITE ACRYLIC	20W LED	1330lm	80+	TRIAC
 		30159-013	3000K	CHROME	WHITE ACRYLIC	14W LED	1170lm	80+	TRIAC

For customization please consult Eurofase



BAYS


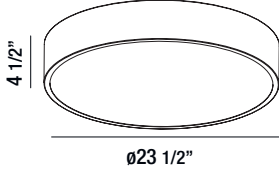

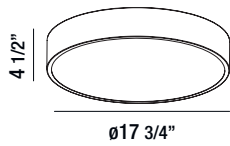
		ITEM #	KELVIN	FINISH	SHADE	WATT	LUMEN	CRI	DIMMABLE
 		30163-010	3000K	CHROME	WHITE ACRYLIC	36W LED	2340lm	80+	TRIAC
 		30162-013	3000K	CHROME	WHITE ACRYLIC	28W LED	1820lm	80+	TRIAC
 		30161-016	3000K	CHROME	WHITE ACRYLIC	14W LED	1170lm	80+	TRIAC

For customization please consult Eurofase

CEILING MOUNT




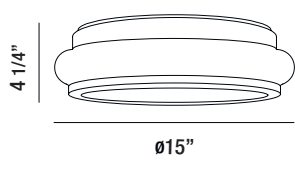

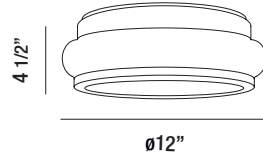
NAPOLEON

	ITEM #	KELVIN	FINISH	SHADE	WATT	LUMEN	CRI	DIMMABLE
 	32695-014	3000K	WHITE	WHITE ACRYLIC	40W LED	3600lm	80+	TRIAC
 	32694-017	3000K	WHITE	WHITE ACRYLIC	30W LED	2700lm	80+	TRIAC

For customization please consult Eurofase



MUIR


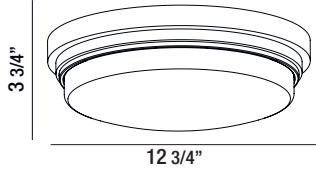

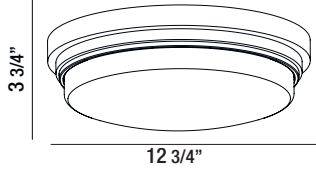

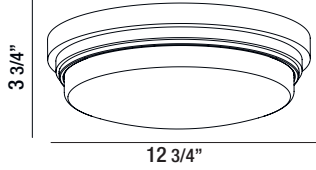
		ITEM #	KELVIN	FINISH	SHADE	WATT	LUMEN	CRI	DIMMABLE
 		30141-018	3000K	SATIN NICKEL	OPAL WHITE GLASS	28W LED	2350lm	80+	TRIAC
 		30142-015	3000K	SATIN NICKEL	OPAL WHITE GLASS	18W LED	1580lm	80+	TRIAC

For customization please consult Eurofase

CEILING MOUNT




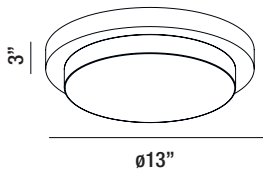

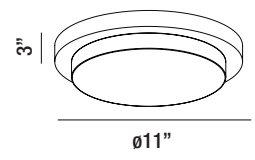
WILSON

		ITEM #	KELVIN	FINISH	SHADE	WATT	LUMEN	CRI	DIMMABLE
 		26635-019	2700K	BRONZE	OPAL WHITE GLASS	25W LED	2500lm	85+	TRIAC
 		26635-026	2700K	SATIN NICKEL	OPAL WHITE GLASS	25W LED	2500lm	85+	TRIAC
 		26635-033	2700K	CHROME	OPAL WHITE GLASS	25W LED	2500lm	85+	TRIAC

For customization please consult Eurofase



SALBA


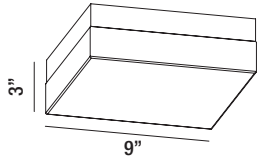

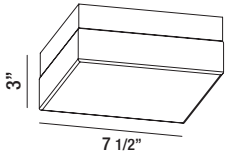
	ITEM #	KELVIN	FINISH	SHADE	WATT	LUMEN	CRI	DIMMABLE
 	30150-010	3000K	CHROME	OPAL WHITE GLASS	28W LED	2350lm	80+	TRIAC
 	30149-014	3000K	CHROME	OPAL WHITE GLASS	18W LED	1580lm	80+	TRIAC

For customization please consult Eurofase

CEILING MOUNT



DIXON

		ITEM #	KELVIN	FINISH	SHADE	WATT	LUMEN	CRI	DIMMABLE
 		30154-018	3000K	CHROME	OPAL WHITE GLASS	18W LED	1580lm	80+	TRIAC
 		30153-011	3000K	CHROME	OPAL WHITE GLASS	9W LED	790lm	80+	TRIAC

For customization please consult Eurofase



KOSS

	ITEM #	KELVIN	FINISH	SHADE	WATT	LUMEN	CRI	DIMMABLE
	30152-014	3000K	CHROME	OPAL WHITE GLASS	18W LED	1600lm	80+	TRIAC
	30151-017	3000K	CHROME	OPAL WHITE GLASS	9W LED	800lm	80+	TRIAC


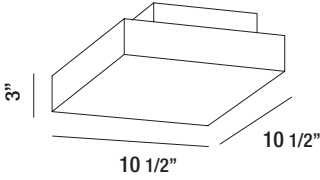

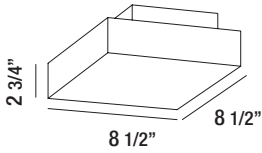
For customization please consult Eurofase

CEILING MOUNT






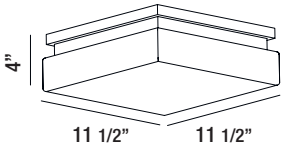

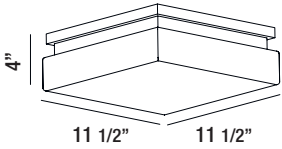

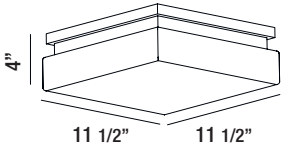
MONTI

		ITEM #	KELVIN	FINISH	SHADE	WATT	LUMEN	CRI	DIMMABLE
 		30169-012	3000K	SATIN NICKEL	OPAL WHITE GLASS	18W LED	1580lm	80+	TRIAC
 		30170-018	3000K	SATIN NICKEL	OPAL WHITE GLASS	14W LED	1170lm	80+	TRIAC

For customization please consult Eurofase



ELLSWORTH

		ITEM #	KELVIN	FINISH	SHADE	WATT	LUMEN	CRI	DIMMABLE
 		26632-018	2700K	BRONZE	OPAL WHITE GLASS	12W LED	1000lm	85+	TRIAC
 		26632-025	2700K	SATIN NICKEL	OPAL WHITE GLASS	12W LED	1000lm	85+	TRIAC
 		26632-032	2700K	CHROME	OPAL WHITE GLASS	12W LED	1000lm	85+	TRIAC


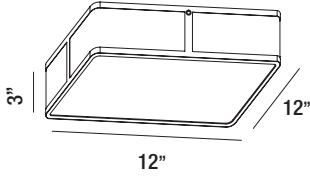

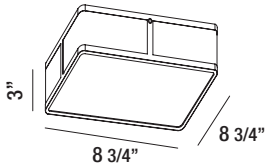
For customization please consult Eurofase

CEILING MOUNT





FLYNN

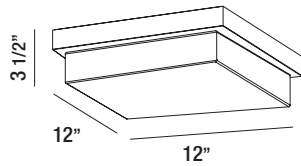
		ITEM #	KELVIN	FINISH	SHADE	WATT	LUMEN	CRI	DIMMABLE
 		30157-019	3000K	CHROME	OPAL WHITE GLASS	20W LED	1330lm	80+	TRIAC
 		30158-016	3000K	CHROME	OPAL WHITE GLASS	14W LED	1170lm	80+	TRIAC

For customization please consult Eurofase

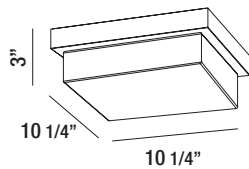


BARLOW

ITEM # KELVIN FINISH SHADE WATT LUMEN CRI DIMMABLE



32673-012 3000K CHROME WHITE ACRYLIC 16W LED 1300lm 80+ TRIAC



32672-015 3000K CHROME WHITE ACRYLIC 13W LED 1200lm 80+ TRIAC


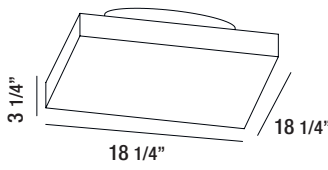

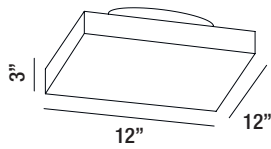

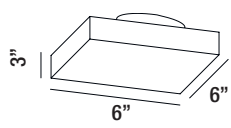
For customization please consult Eurofase

CEILING MOUNT





EVOLVE

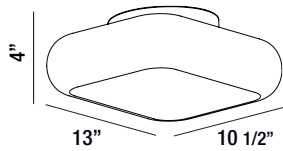
		ITEM #	KELVIN	FINISH	SHADE	WATT	LUMEN	CRI	DIMMABLE
 	30167-30-018	3000K	CHROME	WHITE	35W LED	2970lm	80+	TRIAC	
	30167-35-018	3500K		ACRYLIC					
 	30166-30-011	3000K	CHROME	WHITE	24W LED	2040lm	80+	TRIAC	
	30166-35-011	3500K		ACRYLIC					
 	30164-30-017	3000K	CHROME	WHITE	6W LED	510lm	80+	TRIAC	
	30164-35-017	3500K		ACRYLIC					

For customization please consult Eurofase

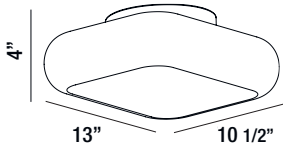


ALMA

ITEM #	KELVIN	FINISH	SHADE	WATT	LUMEN	CRI	DIMMABLE
--------	--------	--------	-------	------	-------	-----	----------



26631-011	2700K	BRONZE	OPAL WHITE GLASS	2 x 8W LED	2970lm	85+	TRIAC
-----------	-------	--------	------------------	------------	--------	-----	-------



26631-028	2700K	SATIN NICKEL	OPAL WHITE GLASS	2 x 8W LED	1300lm	85+	TRIAC
-----------	-------	--------------	------------------	------------	--------	-----	-------


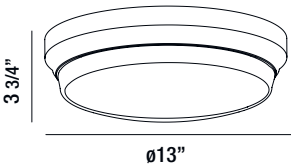

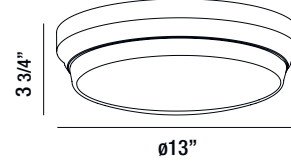

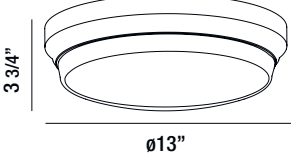
For customization please consult Eurofase

CEILING MOUNT






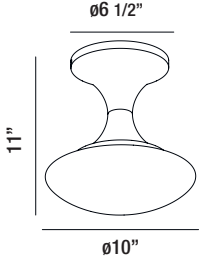

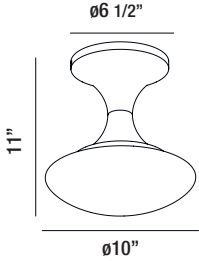

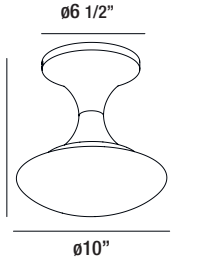
JANE

		ITEM #	KELVIN	FINISH	SHADE	WATT	LUMEN	CRI	DIMMABLE
 		26634-012	2700K	BRONZE	FROSTED GLASS	12W LED	1000lm	85+	TRIAC
 		26634-029	2700K	SATIN NICKEL	FROSTED GLASS	12W LED	1000lm	85+	TRIAC
 		26634-036	2700K	CHROME	FROSTED GLASS	12W LED	1000lm	85+	TRIAC

For customization please consult Eurofase



DALLNER


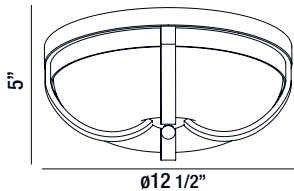

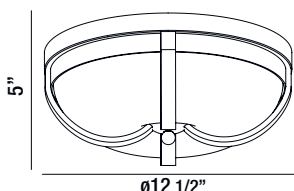
	ITEM #	KELVIN	FINISH	SHADE	WATT	LUMEN	CRI	DIMMABLE
 	26633-015	3000K	BRONZE	OPAL WHITE GLASS	20W LED	1180lm	90+	TRIAC
 	26633-022	3000K	SATIN NICKEL	OPAL WHITE GLASS	20W LED	1180lm	90+	TRIAC
 	26633-039	3000K	CHROME	OPAL WHITE GLASS	20W LED	1180lm	90+	TRIAC

For customization please consult Eurofase







ANDREW

		ITEM #	KELVIN	FINISH	SHADE	WATT	LUMEN	CRI	DIMMABLE
		26637-020	2700K	BRONZE	OPAL WHITE GLASS	2 X 8W LED	1300lm	85+	TRIAC
		26637-013	2700K	SATIN NICKEL	OPAL WHITE GLASS	2 X 8W LED	1300lm	85+	TRIAC

For customization please consult Eurofase



KATE

		ITEM #	KELVIN	FINISH	SHADE	WATT	LUMEN	CRI	DIMMABLE
		26636-023	2700K	BRONZE	OPAL WHITE GLASS	2 X 8W LED	1300lm	85+	TRIAC
		26636-016	2700K	SATIN NICKEL	OPAL WHITE GLASS	2 X 8W LED	1300lm	85+	TRIAC


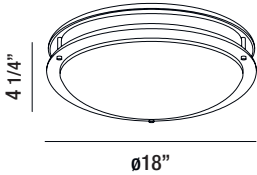

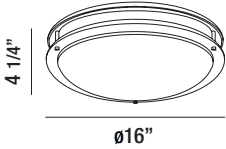

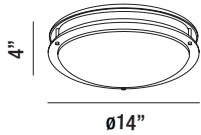
For customization please consult Eurofase

CEILING MOUNT





WARDEN

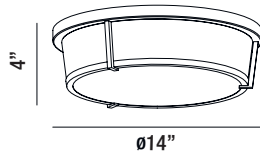
		ITEM #	KELVIN	FINISH	SHADE	WATT	LUMEN	CRI	DIMMABLE
		30126-30-015	3000K	SATIN	WHITE	27W	1780lm	80+	TRIAC
		30126-35-015	3500K	NICKEL	ACRYLIC	LED			
		30125-30-018	3000K	SATIN	WHITE	20W	1330lm	80+	TRIAC
		30125-35-018	3500K	NICKEL	ACRYLIC	LED			
		30124-30-011	3000K	SATIN	WHITE	13W	900lm	80+	TRIAC
		30124-35-011	3500K	NICKEL	ACRYLIC	LED			

For customization please consult Eurofase



JAVA

ITEM #	KELVIN	FINISH	SHADE	WATT	LUMEN	CRI	DIMMABLE
--------	--------	--------	-------	------	-------	-----	----------



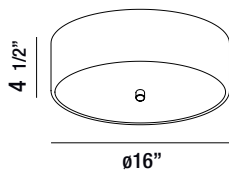
30140-011	3000K	SATIN NICKEL	WHITE ACRYLIC	18W LED	1600lm	80+	TRIAC
-----------	-------	--------------	---------------	---------	--------	-----	-------

For customization please consult Eurofase



ELEMENT

ITEM #	KELVIN	FINISH	SHADE	WATT	LUMEN	CRI	DIMMABLE
--------	--------	--------	-------	------	-------	-----	----------




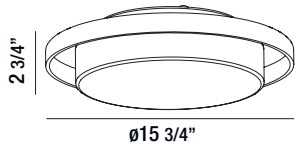

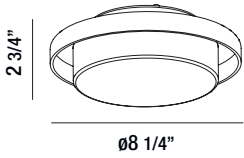
33227-30-016	3000K	BRUSHED NICKEL	FROSTED GLASS	30W LED	3150lm	80+	TRIAC
33227-35-016	3500K	NICKEL	GLASS	LED			

For customization please consult Eurofase






LOGEN

		ITEM #	KELVIN	FINISH	SHADE	WATT	LUMEN	CRI	DIMMABLE
		29816-019	3000K	WHITE	CLEAR AND OPAL WHITE GLASS	20W LED	1600lm	80+	TRIAC
		29815-012	3000K	WHITE	CLEAR AND OPAL WHITE GLASS	7.5W LED	675lm	80+	TRIAC

For customization please consult Eurofase




Wall Mount Application

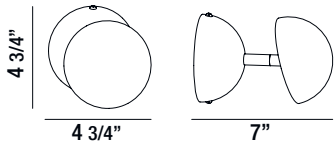


NOBLE

ITEM #	LUMEN	FINISH	SHADE	WATT	KELVIN	CRI	DIMMABLE	INSTALLATION
--------	-------	--------	-------	------	--------	-----	----------	--------------



28157-014	540lm	CHROME	Frosted Lens	6W LED	4000K	80+	NO	WALL AND CEILING
-----------	-------	--------	--------------	--------	-------	-----	----	------------------




For customization please consult Eurofase




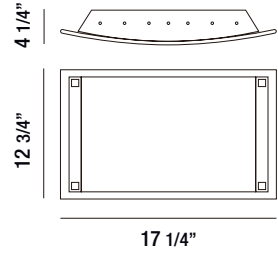
Ceiling Mount Application

CEILING MOUNT




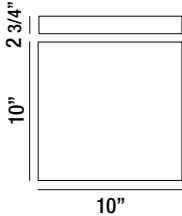

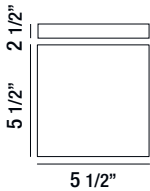


SLEEK

	ITEM #	FINISH	SHADE	WATT	SOCKET	BULB
 	14436-017	Platinum	CLEAR WHITE GLASS	2 X 60W	E26	A19 (Not included)



FORM


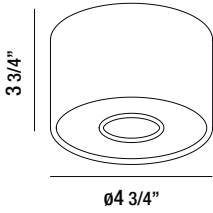

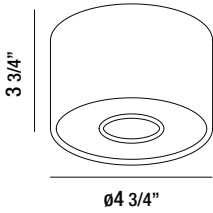
	ITEM #	KELVIN	FINISH	SHADE	WATT	LUMEN	CRI	DIMMABLE	INSTALLATION
 	30172-012	3000K	ALUMINUM	WHITE ACRYLIC	8.6W LED	730lm	80+	TRIAC	WALL AND CEILING
 	30171-015	3000K	ALUMINUM	WHITE ACRYLIC	4.8W LED	408lm	80+	TRIAC	WALL AND CEILING

For customization please consult Eurofase

CEILING MOUNT




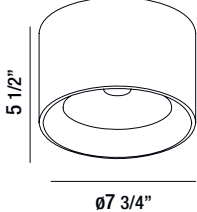

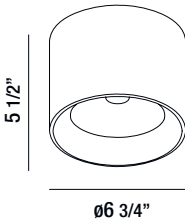
VISION

	ITEM #	KELVIN	FINISH	SHADE	WATT	LUMEN	CRI	DIMMABLE	INSTALLATION
 	29491-018	3000K	BLACK	FROSTED ACRYLIC	5W LED	550lm	80+	TRIAC	WALL AND CEILING
 	29491-025	3000K	WHITE	FROSTED ACRYLIC	5W LED	550lm	80+	TRIAC	WALL AND CEILING

For customization please consult Eurofase



PARKWAY

		ITEM #	KELVIN	FINISH	SHADE	WATT	LUMEN	CRI	DIMMABLE
 		32682-014	3500K	WHITE	CLEAR LENS	25W LED	2260lm	80+	TRIAC
 		32681-017	3500K	WHITE	CLEAR LENS	20W LED	1960lm	80+	TRIAC

For customization please consult Eurofase

CEILING MOUNT





BENTON

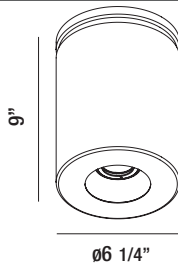
		ITEM #	KELVIN	FINISH	SHADE	WATT	LUMEN	CRI	DIMMABLE
 		32684-018	3500K	WHITE	FROSTED GLASS	25W LED	3160lm	80+	TRIAC
 		32683-011	3500K	WHITE	FROSTED GLASS	20W LED	2640lm	80+	TRIAC

For customization please consult Eurofase

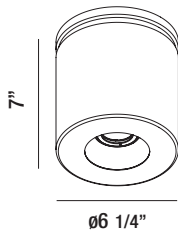


LOTUS

ITEM # KELVIN FINISH SHADE WATT LUMEN CRI DIMMABLE



30309-012 3000K WHITE CLEAR LENS 26W LED 3110lm 80+ TRIAC



30310-018* 3000K WHITE CLEAR LENS 9W LED 1050lm 80+ TRIAC

* Horizontal adjustment: 0° - 20°


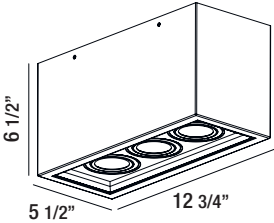
For customization please consult Eurofase

CEILING MOUNT





SANTO

	ITEM #	KELVIN	FINISH	SHADE	WATT	LUMEN	CRI	DIMMABLE
 	32689-013*	3500K	WHITE	METAL	33W LED	4440lm	80+	TRIAC

* Horizontal adjustment: 0° - 20°

For customization please consult Eurofase



SANTO

		ITEM #	KELVIN	FINISH	SHADE	WATT	LUMEN	CRI	DIMMABLE
 		32688-016*	3500K	WHITE	METAL	22W LED	2960lm	80+	TRIAC
 		32687-019*	3500K	WHITE	METAL	11W LED	1480lm	80+	TRIAC


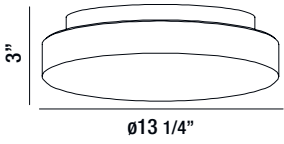

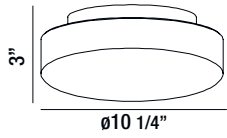
* Horizontal adjustment: 0° - 20°

For customization please consult Eurofase

CEILING MOUNT



RAMATA

		ITEM #	FINISH	SHADE	WATT	SOCKET	BULB
 		26145-013	WHITE	OPAL WHITE GLASS	2 X 60W	E26	A19 (Not Included)
 		26144-016	WHITE	OPAL WHITE GLASS	1 X 60W	E26	A19 (Not Included)










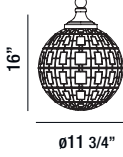
AMATA

		ITEM #	FINISH	SHADE	WATT	SOCKET	BULB
		16620-048	WHITE	OPAL WHITE GLASS	2 X 60W	E26	A19 (Not Included)
		16621-015	WHITE	OPAL WHITE GLASS	1 X 60W	E26	A19 (Not Included)
		16622-012	WHITE	OPAL WHITE GLASS	1 X 60W	E26	A19 (Not Included)

CEILING MOUNT











LISO

		ITEM #	FINISH	SHADE	WATT	SOCKET	BULB
		25699-012*	CHROME	OPAL WHITE GLASS	100W	E26	A19 (Not Included)
		25699-029*	SATIN NICKEL	OPAL WHITE GLASS	100W	E26	A19 (Not Included)
		25699-036*	ANTIQUE BRASS	OPAL WHITE GLASS	100W	E26	A19 (Not Included)
		25699-043*	OIL RUBBED BRONZE	OPAL WHITE GLASS	100W	E26	A19 (Not Included)

*Comes with 3"+6"+12"+18"+18" Extension Rods



ASPETTO

		ITEM #	FINISH	SHADE	WATT	SOCKET	BULB
		25705-010*	CHROME	OPAL WHITE GLASS	100W	E26	A19 (Not Included)
		25705-027*	SATIN NICKEL	OPAL WHITE GLASS	100W	E26	A19 (Not Included)
		25705-034*	ANTIQU BRASS	OPAL WHITE GLASS	100W	E26	A19 (Not Included)
		25705-041*	OIL RUBBED BRONZE	OPAL WHITE GLASS	100W	E26	A19 (Not Included)

*Comes with 3"+6"+12"+18"+18" Extension Rods

CEILING MOUNT



ANTICO

		ITEM #	FINISH	SHADE	WATT	SOCKET	BULB
		25697-018*	CHROME	OPAL WHITE GLASS	100W	E26	A19 (Not Included)
		25697-025*	SATIN NICKEL	OPAL WHITE GLASS	100W	E26	A19 (Not Included)
		25697-032*	ANTIQUE BRASS	OPAL WHITE GLASS	100W	E26	A19 (Not Included)
		25697-049*	OIL RUBBED BRONZE	OPAL WHITE GLASS	100W	E26	A19 (Not Included)

*Comes with 3"+6"+12"+18"+18" Extension Rods



MUSO





		ITEM #	FINISH	SHADE	WATT	SOCKET	BULB
	12" 	25703-016*	CHROME	OPAL WHITE GLASS	100W	E26	A19 (Not Included)
	12" 	25703-023*	SATIN NICKEL	OPAL WHITE GLASS	100W	E26	A19 (Not Included)
	12" 	25703-030*	ANTIQUE BRASS	OPAL WHITE GLASS	100W	E26	A19 (Not Included)
	12" 	25703-047*	OIL RUBBED BRONZE	OPAL WHITE GLASS	100W	E26	A19 (Not Included)

*Comes with 3"+6"+12"+18"+18" Extension Rods






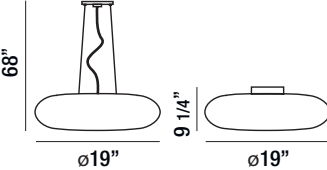

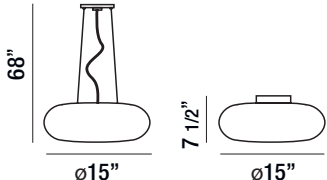

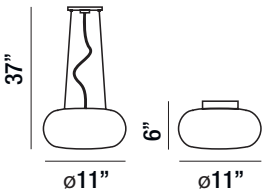
SCALA

		ITEM #	FINISH	SHADE	WATT	SOCKET	BULB
 		25701-012*	CHROME	OPAL WHITE GLASS	100W	E26	A19 (Not Included)
 		25701-029*	SATIN NICKEL	OPAL WHITE GLASS	100W	E26	A19 (Not Included)
 		25701-036*	ANTIQUE BRASS	OPAL WHITE GLASS	100W	E26	A19 (Not Included)
 		25701-043*	OIL RUBBED BRONZE	OPAL WHITE GLASS	100W	E26	A19 (Not Included)

*Comes with 3"+6"+12"+18"+18" Extension Rods



POP


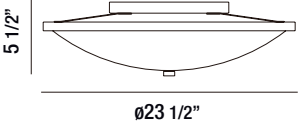

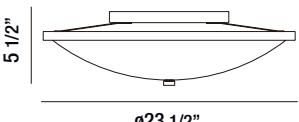

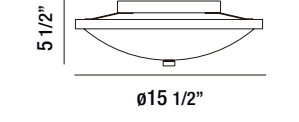

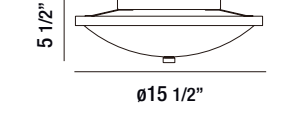
		ITEM #	FINISH	SHADE	WATT	SOCKET	BULB
 		23194-014*	CHROME	OPAL WHITE GLASS	3 X 60W	E26	A19 (Not Included)
 		12895-052*	CHROME	OPAL WHITE GLASS	3 X 60W	E26	A19 (Not Included)
 		12894-055*	CHROME	OPAL WHITE GLASS	2 X 60W	E26	A19 (Not included)


*2 in 1 Convertible Pendant to Flushmount

CEILING MOUNT



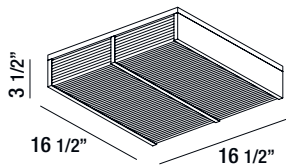
BLANKO

		ITEM #	FINISH	SHADE	WATT	SOCKET	BULB
		20371-012	ANTIQU BRASS	OPAL WHITE GLASS	5 X 60W	E26	A19 (Not Included)
		20371-029	SATIN NICKEL	OPAL WHITE GLASS	5 X 60W	E26	A19 (Not Included)
		20370-015	ANTIQU BRASS	OPAL WHITE GLASS	3 X 60W	E26	A19 (Not Included)
		20370-022	SATIN NICKEL	OPAL WHITE GLASS	3 X 60W	E26	A19 (Not Included)

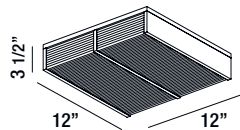


WYNN

ITEM # KELVIN FINISH SHADE WATT LUMEN CRI DIMMABLE



31811-019 3000K CHROME CLEAR GLASS 36W LED 1780lm 80+ TRIAC



31810-012 3000K CHROME CLEAR GLASS 28W LED 1330lm 80+ TRIAC

For customization please consult Eurofase

CEILING MOUNT





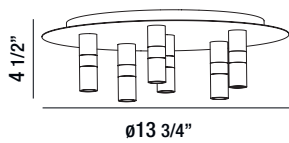
SPHERE

	ITEM #	KELVIN	FINISH	SHADE	WATT	LUMEN	CRI	DIMMABLE
	25676-013	3200K	CHROME	CLEAR FROSTED GLASS	9 X 2.3W LED	1287lm	85+	NO

For customization please consult Eurofase



CUBE



ITEM #	KELVIN	FINISH	SHADE	WATT	LUMEN	CRI	DIMMABLE
--------	--------	--------	-------	------	-------	-----	----------

25675-016	3200K	CHROME	CLEAR FROSTED GLASS	6 X 2.3W LED	858lm	85+	NO
-----------	-------	--------	---------------------	--------------	-------	-----	----


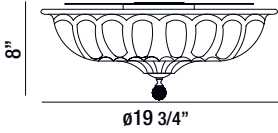

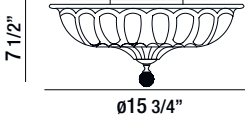

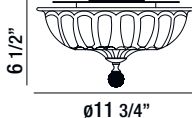
For customization please consult Eurofase

CEILING MOUNT




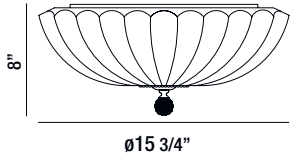

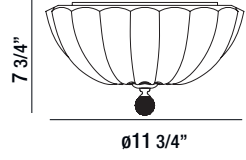


VINTAGE

		ITEM #	FINISH	SHADE	WATT	SOCKET	BULB
		22944-016	CHROME	CLEAR GLASS	3 X 60W	E12	B10 (Not included)
		22943-019	CHROME	CLEAR GLASS	3 X 60W	E12	B10 (Not included)
		22942-012	CHROME	CLEAR GLASS	2 X 60W	E12	B10 (Not included)




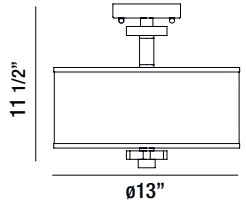

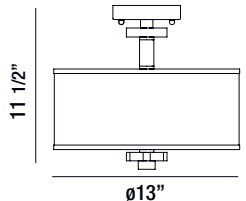
AURORA

		ITEM #	FINISH	SHADE	WATT	SOCKET	BULB
	 <p>8" ø15 3/4"</p>	23223-011	CHROME	CLEAR GLASS	3 X 60W	E12	B10 (Not Included)
	 <p>7 3/4" ø11 3/4"</p>	23222-014	CHROME	CLEAR GLASS	2 X 60W	E12	B10 (Not Included)

CEILING MOUNT


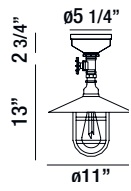


SAVVY

		ITEM #	FINISH	SHADE	WATT	SOCKET	BULB
		15330-021	SATIN NICKEL	BROWN FAUX-SUEDE DRUM	3 X 60W	E26	A19 (Not included)
		15330-045	SATIN NICKEL	WHITE FAUX-SUEDE DRUM	3 X 60W	E26	A19 (Not included)





ZINCO




	ITEM #	FINISH	SHADE	WATT	SOCKET	BULB
 	30033-016*	AGED SILVER	METAL	60W	E26	EDISON BULB (Included)

*Comes with 3"+6"+12"+18" Extension Rods


OPTIONS			INCLUDED		
					

CEILING MOUNT






WALL MOUNT





VIOLA

	ITEM #	KELVIN	FINISH	SHADE	WATT	LUMEN	CRI	DIMMABLE	INSTALLATION
 	31637-015	3000K	CHROME	WHITE ACRYLIC	36W LED	2240lm	80+	TRIAC	VERTICAL AND HORIZONTAL
 	31636-018	3000K	CHROME	WHITE ACRYLIC	27W LED	1680lm	80+	TRIAC	VERTICAL AND HORIZONTAL
 	31635-011	3000K	CHROME	WHITE ACRYLIC	19W LED	1120lm	80+	TRIAC	VERTICAL AND HORIZONTAL
 	31634-014	3000K	CHROME	WHITE ACRYLIC	7W LED	420lm	80+	TRIAC	VERTICAL AND HORIZONTAL

For customization please consult Eurofase





PHILIP

	ITEM #	KELVIN	FINISH	SHADE	WATT	LUMEN	CRI	DIMMABLE	INSTALLATION
	32878-011	3000K	CHROME	FROSTED ACRYLIC	17W LED	1780lm	80+	TRIAC	VERTICAL AND HORIZONTAL
	32877-014	3000K	CHROME	FROSTED ACRYLIC	12W LED	1260lm	80+	TRIAC	VERTICAL AND HORIZONTAL
	32876-017	3000K	CHROME	FROSTED ACRYLIC	9W LED	945lm	80+	TRIAC	VERTICAL AND HORIZONTAL
	32875-010	3000K	CHROME	FROSTED ACRYLIC	6W LED	630lm	80+	TRIAC	VERTICAL AND HORIZONTAL

For customization please consult Eurofase



ANELLO

	ITEM #	KELVIN	FINISH	SHADE	WATT	LUMEN	CRI	DIMMABLE	INSTALLATION
 	32124-019*	3000K	CHROME	FROSTED GLASS	48W LED	4800lm	80+	TRIAC	VERTICAL AND HORIZONTAL
 	32123-012*	3000K	CHROME	FROSTED GLASS	40W LED	3600lm	80+	TRIAC	VERTICAL AND HORIZONTAL
 	32122-015*	3000K	CHROME	FROSTED GLASS	27W LED	2400lm	80+	TRIAC	VERTICAL AND HORIZONTAL
 	32121-018*	3000K	CHROME	FROSTED GLASS	13W LED	1200lm	80+	TRIAC	VERTICAL AND HORIZONTAL

WALL MOUNT


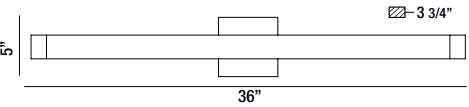

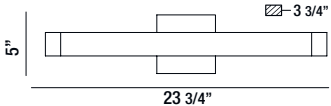

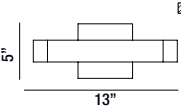
* Up/Down Lighting

For customization please consult Eurofase





MONI


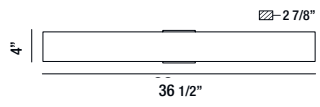

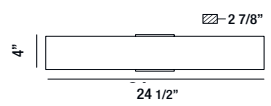

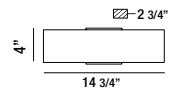
	ITEM #	KELVIN	FINISH	SHADE	WATT	LUMEN	CRI	DIMMABLE	INSTALLATION
 	31819-015*	3000K	ALUMINUM	FROSTED GLASS	21W LED	2040lm	80+	TRIAC	VERTICAL AND HORIZONTAL
 	31818-018*	3000K	ALUMINUM	FROSTED GLASS	14W LED	1270lm	80+	TRIAC	VERTICAL AND HORIZONTAL
 	31817-011*	3000K	ALUMINUM	FROSTED GLASS	9W LED	850lm	80+	TRIAC	VERTICAL AND HORIZONTAL

* Up/Down Lighting

For customization please consult Eurofase



 **EXPO**

	ITEM #	KELVIN	FINISH	SHADE	WATT	LUMEN	CRI	DIMMABLE	INSTALLATION
 	30145-016*	3000K	ALUMINUM	ALUMINUM	20W LED	1700lm	80+	TRIAC	VERTICAL AND HORIZONTAL
 	30144-019*	3000K	ALUMINUM	ALUMINUM	12W LED	1020lm	80+	TRIAC	VERTICAL AND HORIZONTAL
 	30143-012*	3000K	ALUMINUM	ALUMINUM	6W LED	510lm	80+	TRIAC	VERTICAL AND HORIZONTAL

WALL MOUNT

* Up/Down Lighting

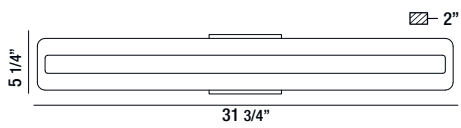
For customization please consult Eurofase



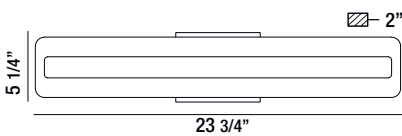


SAVONA

ITEM # KELVIN FINISH SHADE WATT LUMEN CRI DIMMABLE INSTALLATION



31812-016 3000K CHROME FROSTED ACRYLIC 24W LED 1600lm 80+ TRIAC VERTICAL AND HORIZONTAL


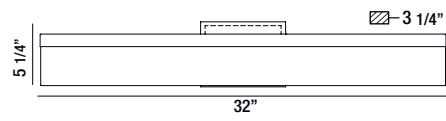

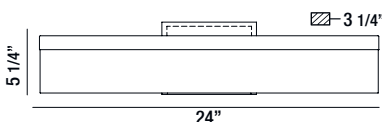


30185-012 3000K CHROME FROSTED ACRYLIC 12W LED 1200lm 80+ TRIAC VERTICAL AND HORIZONTAL

For customization please consult Eurofase




SOLE

	ITEM #	KELVIN	FINISH	SHADE	WATT	LUMEN	CRI	DIMMABLE	INSTALLATION
 	31805-018	3000K	CHROME	FROSTED ACRYLIC	30W LED	2850lm	80+	TRIAC	UPWARD AND DOWNWARD
 	31804-011	3000K	CHROME	FROSTED ACRYLIC	23W LED	2185lm	80+	TRIAC	UPWARD AND DOWNWARD

For customization please consult Eurofase






BOTH END CAPS INCLUDED




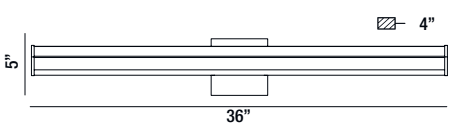

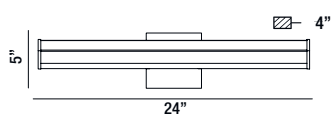

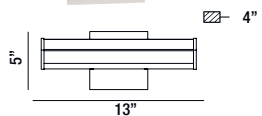
RAY

	ITEM #	KELVIN	FINISH	SHADE	WATT	LUMEN	CRI	DIMMABLE	INSTALLATION
 	31814-010	3000K	ALUMINUM	WHITE ACRYLIC	16W LED	1445lm	80+	TRIAC	VERTICAL AND HORIZONTAL
 	30190-016	3000K	ALUMINUM	WHITE ACRYLIC	10W LED	1020lm	80+	TRIAC	VERTICAL AND HORIZONTAL
 	30191-013	3000K	ALUMINUM	WHITE ACRYLIC	7W LED	680lm	80+	TRIAC	VERTICAL AND HORIZONTAL

For customization please consult Eurofase



ARCO


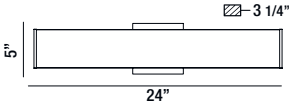

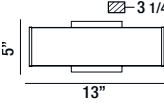
	ITEM #	KELVIN	FINISH	SHADE	WATT	LUMEN	CRI	DIMMABLE	INSTALLATION
 	30194-014	3000K	ALUMINUM	WHITE ACRYLIC	16W LED	1445lm	80+	TRIAC	DOWNWARD
 	31816-014	3000K	ALUMINUM	WHITE ACRYLIC	10W LED	1020lm	80+	TRIAC	DOWNWARD
 	30195-011	3000K	ALUMINUM	WHITE ACRYLIC	7W LED	680lm	80+	TRIAC	DOWNWARD

For customization please consult Eurofase







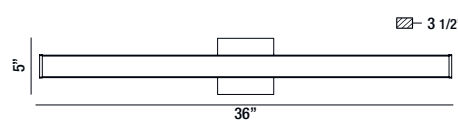

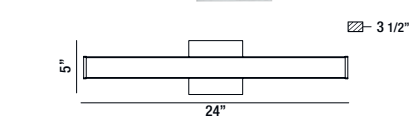

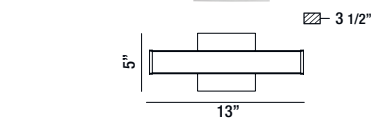
AIM

	ITEM #	KELVIN	FINISH	SHADE	WATT	LUMEN	CRI	DIMMABLE	INSTALLATION
 	31813-013	3000K	ALUMINUM	WHITE ACRYLIC	21W LED	2040lm	80+	TRIAC	VERTICAL AND HORIZONTAL
 	30187-016	3000K	ALUMINUM	WHITE ACRYLIC	14W LED	1275lm	80+	TRIAC	VERTICAL AND HORIZONTAL
 	30188-013	3000K	ALUMINUM	WHITE ACRYLIC	9W LED	850lm	80+	TRIAC	VERTICAL AND HORIZONTAL

For customization please consult Eurofase



KELVIN


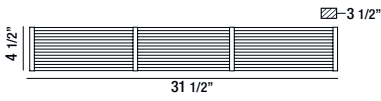

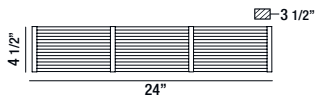

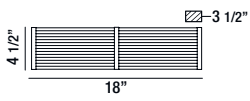
	ITEM #	KELVIN	FINISH	SHADE	WATT	LUMEN	CRI	DIMMABLE	INSTALLATION
 	30192-010	3000K	ALUMINUM	WHITE ACRYLIC	16W LED	1440lm	80+	TRIAC	VERTICAL AND HORIZONTAL
 	31815-017	3000K	ALUMINUM	WHITE ACRYLIC	10W LED	1020lm	80+	TRIAC	VERTICAL AND HORIZONTAL
 	30193-017	3000K	ALUMINUM	WHITE ACRYLIC	7W LED	680lm	80+	TRIAC	VERTICAL AND HORIZONTAL

For customization please consult Eurofase





WYNN

	ITEM #	KELVIN	FINISH	SHADE	WATT	LUMEN	CRI	DIMMABLE	INSTALLATION
 	31444-019	3000K	CHROME	CLEAR GLASS	38W LED	4000lm	80+	TRIAC	VERTICAL AND HORIZONTAL
 	31443-012	3000K	CHROME	CLEAR GLASS	26W LED	2400lm	80+	TRIAC	VERTICAL AND HORIZONTAL
 	31442-015	3000K	CHROME	CLEAR GLASS	20W LED	1600lm	80+	TRIAC	VERTICAL AND HORIZONTAL

For customization please consult Eurofase



BRAID

	ITEM #	KELVIN	FINISH	SHADE	WATT	LUMEN	CRI	DIMMABLE	INSTALLATION
	31809-016	3000K	CHROME	CLEAR GLASS	22W LED	2090lm	80+	TRIAC	VERTICAL AND HORIZONTAL
	31808-019	3000K	CHROME	CLEAR GLASS	16W LED	1520lm	80+	TRIAC	VERTICAL AND HORIZONTAL
	31807-012	3000K	CHROME	CLEAR GLASS	12W LED	1140lm	80+	TRIAC	VERTICAL AND HORIZONTAL

For customization please consult Eurofase



WALL MOUNT




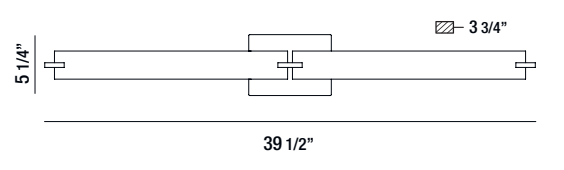

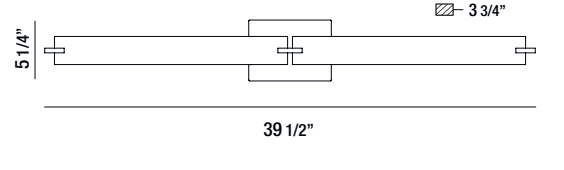

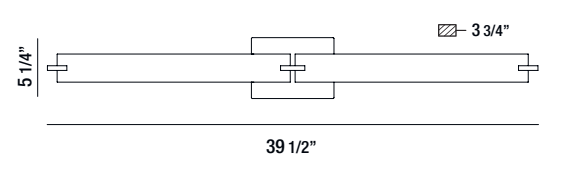
ZUMA

	ITEM #	KELVIN	FINISH	SHADE	WATT	LUMEN	CRI	DIMMABLE	INSTALLATION
	30180-017	3000K	CHROME	OPAL WHITE GLASS	30W LED	2550lm	80+	TRIAC	VERTICAL AND HORIZONTAL
	30180-024	3000K	SATIN NICKEL	OPAL WHITE GLASS	30W LED	2550lm	80+	TRIAC	VERTICAL AND HORIZONTAL

For customization please consult Eurofase



ZUMA

	ITEM #	FINISH	SHADE	WATT	SOCKET	BULB	INSTALLATION
 	23273-016	CHROME	OPAL WHITE GLASS	6 X 40W	G9	G9 (Included)	VERTICAL AND HORIZONTAL
 	23273-023	BRUSHED NICKEL	OPAL WHITE GLASS	6 X 40W	G9	G9 (Included)	VERTICAL AND HORIZONTAL
 	23273-030	OIL RUBBED BRONZE	OPAL WHITE GLASS	6 X 40W	G9	G9 (Included)	VERTICAL AND HORIZONTAL

WALL MOUNT



ZUMA

	ITEM #	KELVIN	FINISH	SHADE	WATT	LUMEN	CRI	DIMMABLE	INSTALLATION
	30179-011	3200K	CHROME	OPAL WHITE GLASS	15W LED	1270lm	80+	TRIAC	VERTICAL AND HORIZONTAL
	30179-028	3200K	SATIN NICKEL	OPAL WHITE GLASS	15W LED	1270lm	80+	TRIAC	VERTICAL AND HORIZONTAL

For customization please consult Eurofase




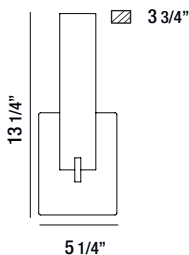

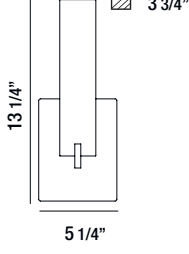
ZUMA

	ITEM #	FINISH	SHADE	WATT	SOCKET	BULB	INSTALLATION
 	23272-019	CHROME	OPAL WHITE GLASS	3 X 40W	G9	G9 (Included)	VERTICAL AND HORIZONTAL
 	23272-026	BRUSHED NICKEL	OPAL WHITE GLASS	3 X 40W	G9	G9 (Included)	VERTICAL AND HORIZONTAL
 	23272-033	OIL RUBBED BRONZE	OPAL WHITE GLASS	3 X 40W	G9	G9 (Included)	VERTICAL AND HORIZONTAL

WALL MOUNT




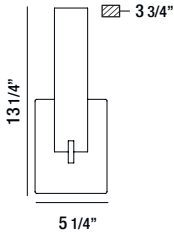

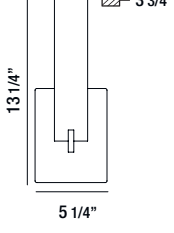

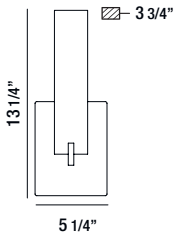
ZUMA

ITEM #	KELVIN	FINISH	SHADE	WATT	LUMEN	CRI	DIMMABLE	INSTALLATION	
 	30181-014	3200K	CHROME	OPAL WHITE GLASS	8W LED	680lm	80+	TRIAC	UPWARD
 	30181-021	3200K	SATIN NICKEL	OPAL WHITE GLASS	8W LED	680lm	80+	TRIAC	UPWARD

For customization please consult Eurofase



ZUMA

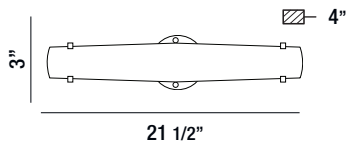
	ITEM #	FINISH	SHADE	WATT	SOCKET	BULB	INSTALLATION
 	23271-012	CHROME	OPAL WHITE GLASS	2 X 40W	G9	G9 (Included)	UPWARD
 	23271-029	BRUSHED NICKEL	OPAL WHITE GLASS	2 X 40W	G9	G9 (Included)	UPWARD
 	23271-036	OIL RUBBED BRONZE	OPAL WHITE GLASS	2 X 40W	G9	G9 (Included)	UPWARD

WALL MOUNT



ABSOLVE

ITEM # KELVIN FINISH SHADE WATT LUMEN CRI DIMMABLE INSTALLATION



33228-013

3000K

CHROME

OPAL
WHITE
GLASS

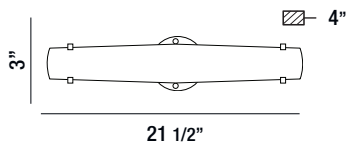
20W
LED

1600lm

80+

TRIAC

VERTICAL
AND
HORIZONTAL



33228-020

3000K

SATIN
NICKEL

OPAL
WHITE
GLASS

20W
LED

1600lm

80+

TRIAC

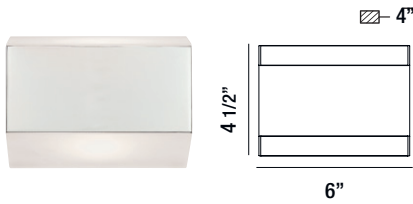
VERTICAL
AND
HORIZONTAL

For customization please consult Eurofase



MEDIA

ITEM #	KELVIN	FINISH	SHADE	WATT	LUMEN	CRI	DIMMABLE	INSTALLATION
30147-010	3000K	CHROME	WHITE ACRYLIC	9W LED	790lm	80+	TRIAC	VERTICAL AND HORIZONTAL

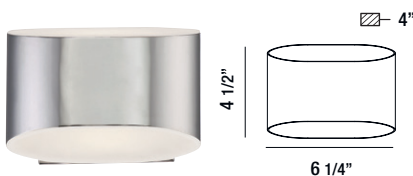


For customization please consult Eurofase



ARCH

ITEM #	KELVIN	FINISH	SHADE	WATT	LUMEN	CRI	DIMMABLE	INSTALLATION
30148-017	3000K	CHROME	WHITE ACRYLIC	9W LED	790lm	80+	TRIAC	VERTICAL AND HORIZONTAL

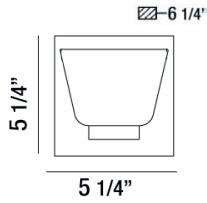


For customization please consult Eurofase





TRENT



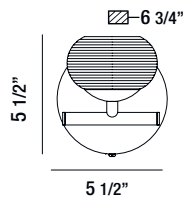
ITEM # KELVIN FINISH SHADE WATT LUMEN CRI DIMMABLE INSTALLATION

31800-013 3000K CHROME CLEAR GLASS 7W LED 750lm 80+ TRIAC UPWARD

For customization please consult Eurofase



MARCHE



ITEM # KELVIN FINISH SHADE WATT LUMEN CRI DIMMABLE INSTALLATION

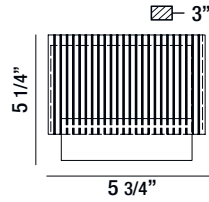
31793-018 3000K CHROME FROSTED GLASS 7W LED 840lm 80+ TRIAC UPWARD

For customization please consult Eurofase



SONIC

ITEM # KELVIN FINISH SHADE WATT LUMEN CRI DIMMABLE INSTALLATION



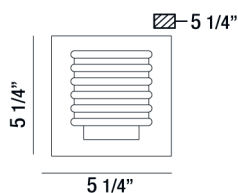
31438-018	4000K	CHROME	CLEAR ACRYLIC	6W LED	500lm	80+	TRIAC	UPWARD
-----------	-------	--------	------------------	-----------	-------	-----	-------	--------

For customization please consult Eurofase



ANCONA

ITEM # KELVIN FINISH SHADE WATT LUMEN CRI DIMMABLE INSTALLATION



31789-011	3000K	CHROME	CLEAR ACRYLIC	10W LED	1020lm	80+	TRIAC	UPWARD
-----------	-------	--------	------------------	------------	--------	-----	-------	--------

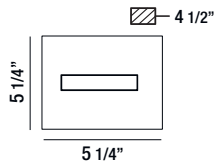
For customization please consult Eurofase






OLSON

ITEM # KELVIN FINISH SHADE WATT LUMEN CRI DIMMABLE INSTALLATION



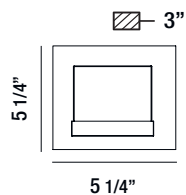
28019-015	3000K	CHROME	FROSTED ACRYLIC	5W LED	350lm	80+	TRIAC	VERTICAL AND HORIZONTAL
-----------	-------	--------	--------------------	-----------	-------	-----	-------	-------------------------------

For customization please consult Eurofase



HARMEN

ITEM # KELVIN FINISH SHADE WATT LUMEN CRI DIMMABLE INSTALLATION



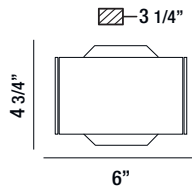
28023-012	3000K	SATIN NICKEL	FROSTED ACRYLIC	5W LED	350lm	80+	TRIAC	UPWARD
-----------	-------	-----------------	--------------------	-----------	-------	-----	-------	--------

For customization please consult Eurofase

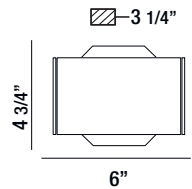


DAKOTA

ITEM # KELVIN FINISH SHADE WATT LUMEN CRI DIMMABLE INSTALLATION



30089-013 3000K CHROME FROSTED GLASS 5W LED 380lm 80+ TRIAC UPWARD



30089-020 3000K SATIN NICKEL FROSTED GLASS 5W LED 380lm 80+ TRIAC UPWARD

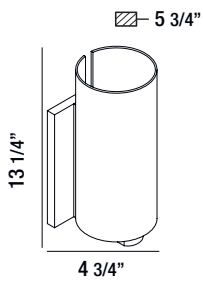
For customization please consult Eurofase



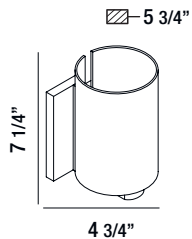


PILOS

ITEM # KELVIN FINISH SHADE WATT LUMEN CRI DIMMABLE INSTALLATION



33229-010 3000K CHROME OPAL WHITE GLASS 12W LED 800lm 80+ TRIAC UPWARD



33230-016 3000K CHROME OPAL WHITE GLASS 6W LED 400lm 80+ TRIAC UPWARD

For customization please consult Eurofase



DELROY

ITEM # KELVIN FINISH SHADE WATT LUMEN CRI DIMMABLE INSTALLATION



Depth - 5 1/2"

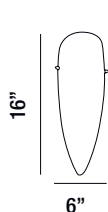
30146-013	3000K	ALUMINUM	ALUMINUM	5W LED	425lm	80+	TRIAC	UPWARD
-----------	-------	----------	----------	-----------	-------	-----	-------	--------

For customization please consult Eurofase



PALERMO

ITEM # KELVIN FINISH SHADE WATT LUMEN CRI DIMMABLE INSTALLATION



Depth - 3"

33231-013	3000K	SATIN NICKEL	OPAL WHITE GLASS	12W LED	800lm	80+	TRIAC	UPWARD
-----------	-------	-----------------	------------------------	------------	-------	-----	-------	--------

For customization please consult Eurofase



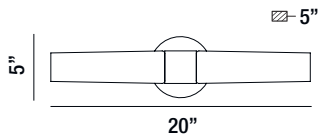


VESPER

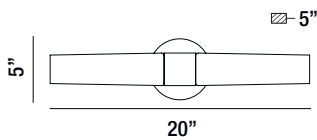
ITEM #	FINISH	SHADE	WATT	SOCKET	BULB	INSTALLATION
--------	--------	-------	------	--------	------	--------------



23274-013	CHROME	OPAL WHITE GLASS	2 X 60W	E26	T10 (Not Included)	VERTICAL AND HORIZONTAL
-----------	--------	------------------	---------	-----	--------------------	-------------------------


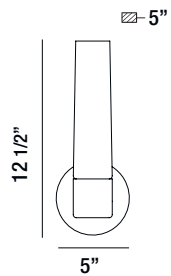

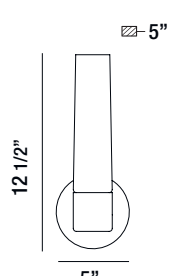


23274-020	BRUSHED NICKEL	OPAL WHITE GLASS	2 X 60W	E26	T10 (Not Included)	VERTICAL AND HORIZONTAL
-----------	----------------	------------------	---------	-----	--------------------	-------------------------






VESPER

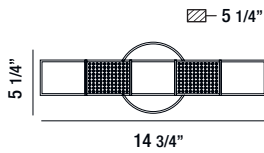
	ITEM #	FINISH	SHADE	WATT	SOCKET	BULB	INSTALLATION
 	23275-010	CHROME	OPAL WHITE GLASS	60W	E26	T10 (Not Included)	UPWARD
 	23275-027	BRUSHED NICKEL	OPAL WHITE GLASS	60W	E26	T10 (Not Included)	UPWARD

WALL MOUNT



DONNA

ITEM # FINISH SHADE WATT SOCKET BULB INSTALLATION

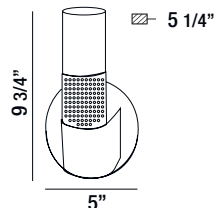


BR-2DON-05 CHROME FROSTED GLASS 2 X 60W E26 T10 (Not Included) VERTICAL AND HORIZONTAL



UOMO

ITEM # FINISH SHADE WATT SOCKET BULB INSTALLATION



BR-1UOMO-05 CHROME FROSTED GLASS 60W E26 T10 UPWARD



SYDNEY

	ITEM #	FINISH	SHADE	WATT	SOCKET	BULB	INSTALLATION
	SC-2SNE-25	CHROME	OPAL WHITE GLASS	2 X 60W	E26	B13 (Not Included)	VERTICAL AND HORIZONTAL




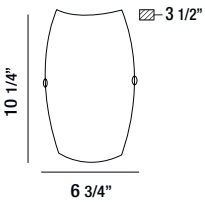
SYDNEY

	ITEM #	FINISH	SHADE	WATT	SOCKET	BULB	INSTALLATION
	SC-1SNE-25	CHROME	OPAL WHITE GLASS	60W	E26	B13 (Not Included)	UPWARD

WALL MOUNT


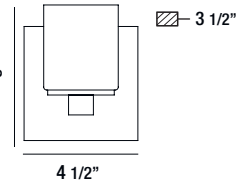


VITA

	ITEM #	FINISH	SHADE	WATT	SOCKET	BULB	INSTALLATION
 	7279-25	CHROME	OPAL WHITE GLASS	60W	E26	A19 (Not included)	UPWARD


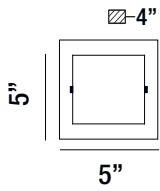

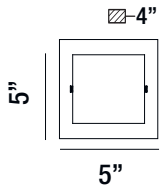


MAROND

	ITEM #	FINISH	SHADE	WATT	SOCKET	BULB	INSTALLATION
 	19414-010	CHROME	OPAL WHITE GLASS	60W	G9	G9 (Included)	UPWARD




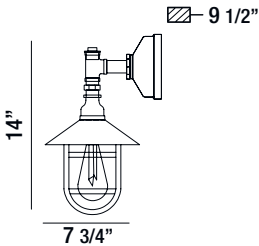
TALO

	ITEM #	FINISH	SHADE	WATT	SOCKET	BULB	INSTALLATION
 	19424-019	CHROME	OPAL WHITE GLASS	60W	G9	G9 (Included)	UPWARD
 	19424-026	SATIN NICKEL	OPAL WHITE GLASS	60W	G9	G9 (Included)	UPWARD

WALL MOUNT




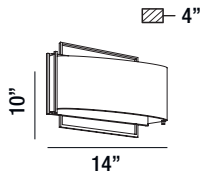
ZINCO

	ITEM #	FINISH	SHADE	WATT	SOCKET	BULB	INSTALLATION
 	30032-019	AGED SILVER	METAL	60W	E26	EDISON BULB (Included)	DOWNWARD

OPTIONS			INCLUDED		
					


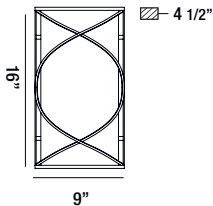


STRADA

	ITEM #	FINISH	SHADE	WATT	SOCKET	BULB	INSTALLATION
 	25596-014	BRONZE	BELGIAN LINEN	2 X 60W	E26	B13	UPWARD




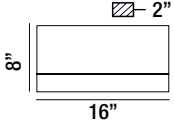

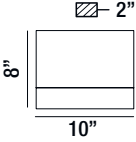

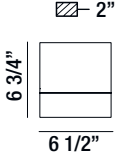
SOLO

	ITEM #	FINISH	SHADE	WATT	SOCKET	BULB	INSTALLATION
 	23070-011	BRUSHED NICKEL	WHITE FABRIC	2 X 60W	E26	A19	UPWARD

WALL MOUNT



HALPERN

	ITEM #	FINISH	SHADE	WATT	LUMEN	KELVIN	CRI	DIMMABLE	INSTALLATION
 	31437-011*	PLATINUM	CLEAR ACRYLIC	6W LED	510lm	4000K	80+	NO	UPWARD
 	31436-014*	PLATINUM	CLEAR ACRYLIC	4W LED	340lm	4000K	80+	NO	UPWARD
 	31435-017*	PLATINUM	CLEAR ACRYLIC	3W LED	255lm	4000K	80+	NO	UPWARD

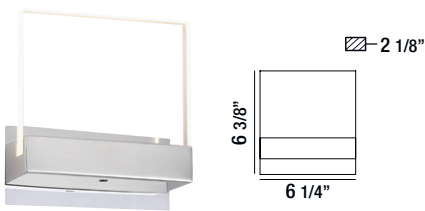
* MOUNTS IN STANDARD 2" X 3" OUTLET BOX (NOT INCLUDED)

* For customization please consult Eurofase




 **PARA**

ITEM # FINISH SHADE WATT LUMEN KELVIN CRI DIMMABLE INSTALLATION



30168-015*	CHROME	CLEAR ACRYLIC	2W LED	170lm	3000K	80+	NO	UPWARD
------------	--------	---------------	--------	-------	-------	-----	----	--------

* CONTACT EUROFASE FOR CUSTOM DESIGNS



WALL MOUNT



MODEL #	PAGE #	MODEL #	PAGE #	MODEL #	PAGE #	MODEL #	PAGE #
12894-055	48	25705-034	44	30032-019	93	30181-014	77
12895-052	48	25705-041	44	30033-016	56	30181-021	77
14436-017	33	25732-016	2	30089-013	84	30185-012	65
15330-021	55	25732-023	2	30089-020	84	30187-016	69
15330-045	55	25732-030	2	30105-010	2	30188-013	69
16620-048	42	26144-016	41	30105-027	2	30190-016	67
16621-015	42	26145-013	41	30105-034	2	30191-013	67
16622-012	42	26631-011	24	30124-30-011	29	30192-010	70
19414-010	91	26631-028	24	30124-35-011	29	30193-017	70
19424-019	92	26632-018	20	30125-30-018	29	30194-014	68
19424-026	92	26632-025	20	30125-35-018	29	30195-011	68
20370-015	49	26632-032	20	30126-30-015	29	30309-012	38
20370-022	49	26633-015	26	30126-35-015	29	30310-018	38
20371-012	49	26633-022	26	30130-30-012	9	31435-017	95
20371-029	49	26633-039	26	30130-35-012	9	31436-014	95
22942-012	53	26634-012	25	30131-30-019	9	31437-011	95
22943-019	53	26634-029	25	30131-35-019	9	31438-018	82
22944-016	53	26634-036	25	30140-011	30	31442-015	71
23070-011	94	26635-019	15	30141-018	14	31443-012	71
23194-014	48	26635-026	15	30142-015	14	31444-019	71
23222-014	54	26635-033	15	30143-012	64	31634-014	60
23223-011	54	26636-016	28	30144-019	64	31635-011	60
23271-012	78	26636-023	28	30145-016	64	31636-018	60
23271-029	78	26637-013	27	30146-013	86	31637-015	60
23271-036	78	26637-020	27	30147-010	80	31789-011	82
23272-019	76	28019-015	83	30148-017	80	31793-018	81
23272-026	76	28023-012	83	30149-014	16	31800-013	81
23272-033	76	28157-014	32	30150-010	16	31804-011	66
23273-016	74	29002-30-016	4	30151-017	18	31805-018	66
23273-023	74	29002-30-028	4	30152-014	18	31807-012	72
23273-030	74	29002-35-016	4	30153-011	17	31808-019	72
23274-013	87	29002-35-028	4	30154-018	17	31809-016	72
23274-020	87	29003-30-013	3	30155-015	10	31810-012	50
23275-010	88	29003-30-023	3	30156-012	10	31811-019	50
23275-027	88	29003-35-013	3	30157-019	21	31812-016	65
25596-014	94	29003-35-023	3	30158-016	21	31813-013	69
25675-016	52	29491-018	35	30159-013	11	31814-010	67
25676-013	51	29491-025	35	30160-019	11	31815-017	70
25697-018	45	29815-012	31	30161-016	12	31816-014	68
25697-025	45	29816-019	31	30162-013	12	31817-011	63
25697-032	45	29870-30-011	6	30163-010	12	31818-018	63
25697-049	45	29870-30-028	5	30164-30-017	23	31819-015	63
25699-012	43	29870-35-011	6	30164-35-017	23	32121-018	62
25699-029	43	29870-35-028	5	30166-30-011	23	32122-015	62
25699-036	43	29871-30-018	8	30166-35-011	23	32123-012	62
25699-043	43	29871-30-025	7	30167-30-018	23	32124-019	62
25701-012	47	29871-35-018	8	30167-35-018	23	32672-015	22
25701-029	47	29871-35-025	7	30168-015	96	32673-012	22
25701-036	47	29872-30-015	6	30169-012	19	32681-017	36
25701-043	47	29872-30-022	5	30170-018	19	32682-014	36
25703-016	46	29872-35-015	6	30171-015	34	32683-011	37
25703-023	46	29872-35-022	5	30172-012	34	32684-018	37
25703-030	46	29873-30-012	8	30179-011	75	32687-019	40
25703-047	46	29873-30-029	7	30179-028	75	32688-016	40
25705-010	44	29873-35-012	8	30180-017	73	32689-013	39
25705-027	44	29873-35-029	7	30180-024	73	32690-30-019	6

MODEL #	PAGE #
32690-30-023	5
32690-35-019	6
32690-35-023	5
32692-30-013	6
32692-30-021	5
32692-35-013	6
32692-35-021	5
32694-017	13
32695-014	13
32875-010	61
32876-017	61
32877-014	61
32878-011	61
33225-30-012	8
33225-30-029	7
33225-35-012	8
33225-35-029	7
33226-30-019	8
33226-30-026	7
33226-35-019	8
33226-35-026	7
33227-30-016	30
33227-35-016	30
33228-013	79
33228-020	79
33229-010	85
33230-016	85
33231-013	86
7279-25	91
BR-1UOMO-05	89
BR-2DON-05	89
SC-1SNE-25	90
SC-2SNE-25	90

STYLE NAME	PAGE #
ABELL	10
ABSOLVE	77
ACARA	11
AIM	67
ALMA	24
AMATA	42
ANCONA	82
ANDREW	27
ANELLO	60
ANTICO	45
ARCH	78
ARCO	66
ASPETTO	44
AURORA	52
AVON	7
BARLOW	22
BAYS	12
BENTON	37
BLANKO	48
BRAID	70
BRANT	5
CIRCO	9
CUBE	49
DAKOTA	82
DALLNER	26
DELROY	84
DIXON	17
DONNA	87
ELEMENT	30
ELLSWORTH	20
EVOLVE	23
EXPO	62
FLYNN	21
FORM	34
HALPERN	93
HARMEN	81
JANE	25
JAVA	30
KATE	28
KELVIN	68
KOSS	18
LISO	43
LOGEN	31
LOTUS	38
MAC	3
MARCHE	79
MAROND	89
MEDIA	78
MONI	61
MONTI	19
MUIR	14
MUSO	46
NAPOLEON	13
NOBLE	32
OLSON	81
PALERMO	84

STYLE NAME	PAGE #
PARA	94
PARKWAY	36
PHILIP	59
PILOS	83
POP	48
RAMATA	41
RAY	65
SALBA	16
SANTO	39
SATURN	2
SAVONA	63
SAVVY	53
SCALA	47
SLEEK	33
SOLE	64
SOLO	92
SONIC	80
SPHERE	49
STRADA	92
SYDNEY	88
TALO	90
TRENT	79
UOMO	87
VESPER	85
VINTAGE	51
VIOLA	58
VISION	35
VITA	89
WARDEN	29
WILSON	15
WYNN	50,69
ZINCO	54,91
ZUMA	71






Eurofase Inc.
33 West Beaver Creek Road
Richmond Hill, Ontario
Canada L4B 1L8

tel 905.695.2055 **toll free** 1.800.660.5391
fax 905.695.2056 **toll free** 1.800.660.5390

Dallas Trade Mart
Eurofase Showroom, Suite #4002

www.eurofase.com



Printed in Canada
© 2017 Eurofase Inc. All rights reserved.

Product Specifications and Approvals
Eurofase Inc. reserves the right to make alterations to the construction and design of products shown in this catalog in order to meet the laws or regulations of any authorized governing organization. The use of products shown in this catalog must comply with local building codes.