



MAST

COMPLETE MODULAR KIT

BLACK: 38456-015

PROJECT: _____

TYPE: _____ DATE: _____

NOTES: _____







PRODUCT DESCRIPTION

Complete MAST 6FT surface mount KIT with 3 adjustable spots and 2 Medium lens fixtures.
All parts, lighting fixtures and remote power supply included.

KIT COMPONENTS

| | |
|--|---|
|  6FT CHANNEL |  72" (1828.8mm) |
|  MEDIUM LENS X 2 |  0.68" (17.5mm) 0.75" (19mm) 11.81" (300mm) X 2 |
|  ADJUSTABLE SPOT |  3.93" (100mm) 0.157" (40mm) 5.82" (148mm) 3.54" (90mm) 90° |
|  END CAP |  |
|  ADAPTOR WITH POWER CORD |  |
|  FIXED BASE WITH POER FEED |  |
|  96W REMOTE DRIVER |  70 mm (2.7") 177 mm (6.96") 35 mm (1.37") |
|  FIXED BASE |  |
|  4IN EXTENSION TUBE |  |
|  BLANK COVER |  |

SPECIFICATIONS

| | |
|------------------------|---|
| INSTALLATON TYPE | Surface Mount, 4" extension |
| CONSTRUCTION | Extruded aluminum channel, die cast aluminum fixtures |
| INPUT VOLTAGE | 120V to remote power supply 24V DC to channel |
| FINISH OPTIONS | Black |
| COLOR TEMPERATURE | 3000K |
| TOTAL WATTAGE | 31W |
| TOTAL DELIVERED LUMENS | 1684LM |
| DIMMING | TRIAC |
| ELECTRICAL APPROVAL |    Compliant |
| WARRANTY |  |

ORDERING GUIDE

| MODEL | FINISH |
|-----------|--------|
| 38456-015 | Black |